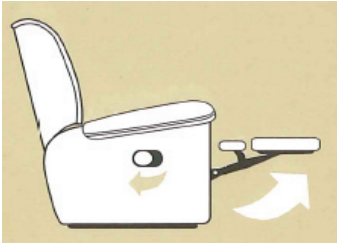
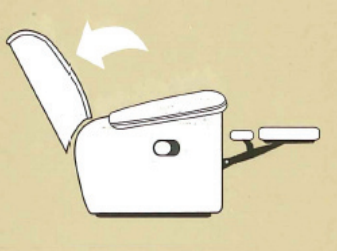


Recliner Mechanism Operating Instructions



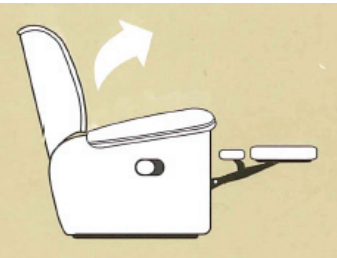
To Extend Footrest

Pull lever on the side of the chair. The lever will activate the mechanism and extend the footrest.



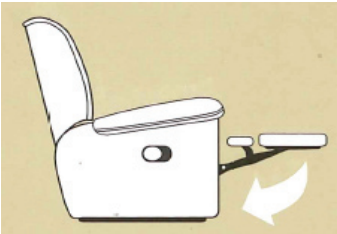
To Recline with Footrest Extended

Lean back. The back is counter balanced requiring only minimal body pressure to move smoothly to your desired recline position.



To Close

The recline position returns to the upright position by sitting up.



To Return Footrest

Move your body weight forward and press down with your legs until the footrest returns to the closed position. At this position it will be locked closed.



Voids Warranty

Easier To open & Close
"New Generation" Reclining Mechanisms

The Wynpro New Generation mechanisms are specially engineered to provide the most innovative products for the furniture industry, They guarantee design, flexibility, effortless operation and unmatched quality. Some of the features and benefits of the mechanism you have selected are:

Heavy gauge construction for strength, durability and safety.

Geometrically balanced chair for ease of operation regardless of occupants size and weight*.

Long ottoman extension for full leg support.

All pivoting rivet joints use long life Delrin® bushings for maintenance free rotating action.

Mechanism design (zero wall) allows chair or sofa to be positioned right up to the wall (depending on back height).

Warranty

This recliner chair mechanism is warranted for a period of three years from date of purchase by the customer. The lever is warranted for a period of one year. The warranty covers faulty workmanship only.

Liability will not be accepted in the case of incorrect operation or customer abuse of the mechanism.

*WARNING:

This chair is suitable for use for persons not exceeding 120 kg. The warranty is voided if persons exceeding this weight use the chair.