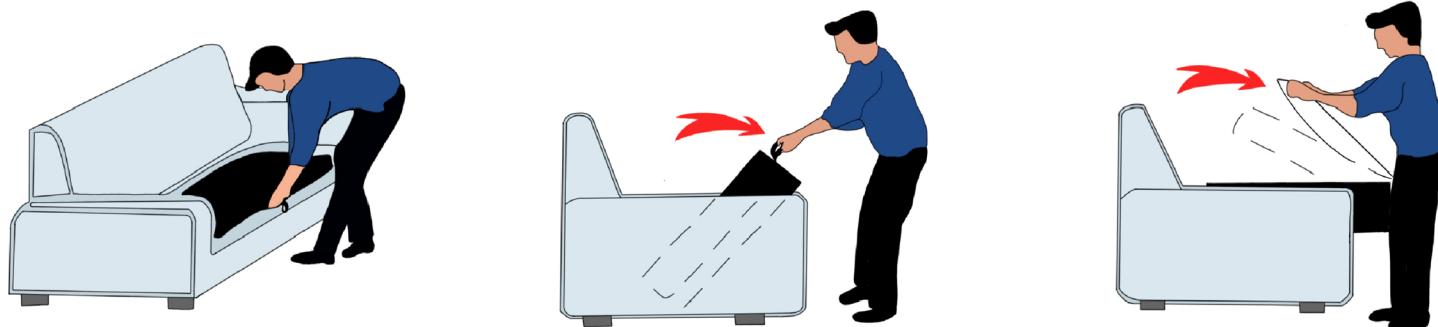


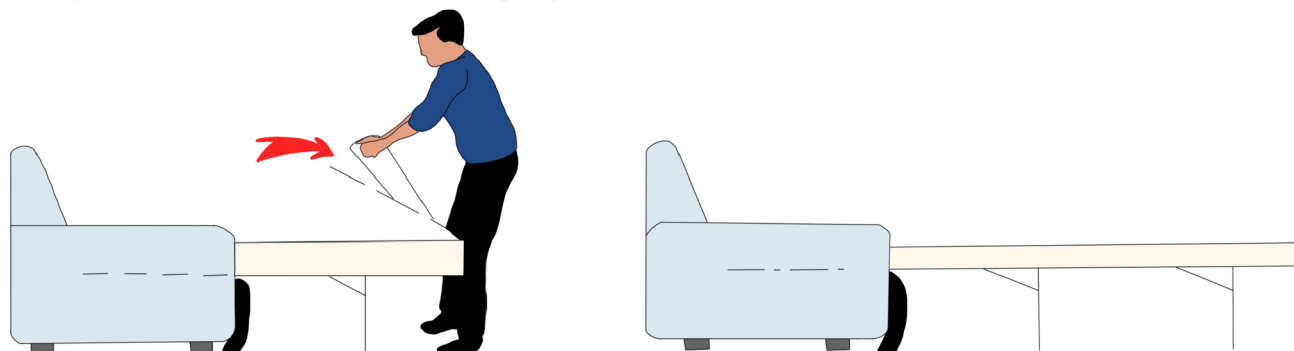
SOFA BED OPERATING INSTRUCTIONS

SULFARO
FURNITURE



1. Open the sofa bed by removing all seat and back cushions. Stand 20cm away from the sofa bed, grasp the handle and lift it up and pull towards yourself. The bed will automatically spring out of the sofa.

2. Grasp the middle leg in the centre, pull and unfold towards yourself.



3. Repeat step two for rear leg.

4. Once fully extended, your sofa bed should look somewhat like this.

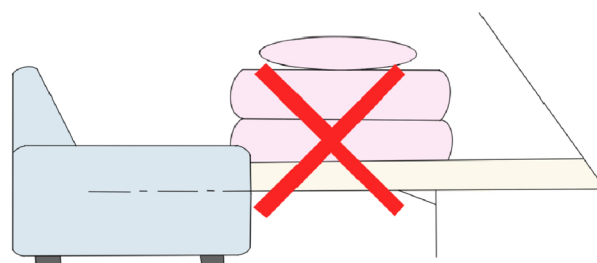
TO CLOSE YOUR SOFA BED

Reverse the above procedure, taking care to compress the mattress by pushing the legs down

WARNING



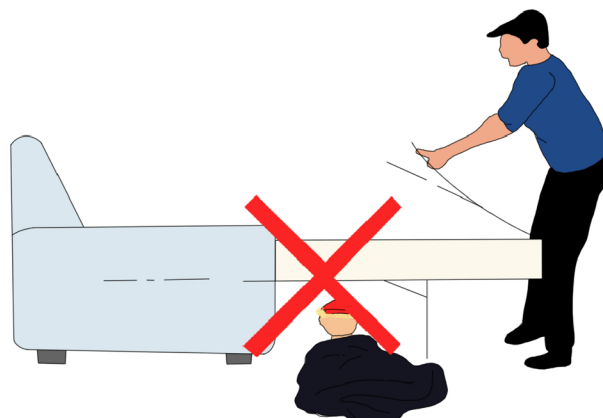
1. When opening the sofa bed, never grasp the middle leg, always use the handle.



2. The mechanism MUST NOT be closed with quilts, pillows or blankets inside.



3. When the sofa bed is open, do not stand or jump on the frame.



4. Do not operate the mechanism near children or babies.

FAILURE TO OBSERVE THESE OPERATING INSTRUCTIONS AND WARNING WILL RESULT IN PERMANENT DAMAGE TO YOUR SOFA BED AND VOID YOUR WARRANTY.